



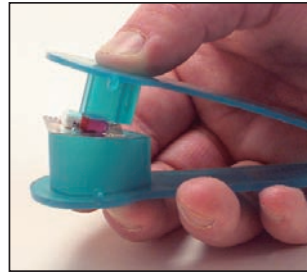
## Instructions for the Pill Puncher (#7537)



1. For extra tough blister backings, first perforate the backing using the wheel on the handle of the puncher.



2. Place the blister pack foil side down in the cup part of the puncher.




3. Squeeze the tongs of the puncher together firmly to eject the tablet or capsule into the cup.




4. Remove the empty blister and then empty the tablet(s) or capsule(s) from the cup into a med cup.

## Instructions for the Pill Puncher (7537)



1. For extra tough blister backings, first perforate the backing using the wheel on the handle of the puncher.



2. Place the blister pack foil side down in the cup part of the puncher.



3. Squeeze the tongs of the puncher together firmly to eject the tablet or capsule into the cup.



4. Remove the empty blister and then empty the tablet(s) or capsule(s) from the cup into a med cup.